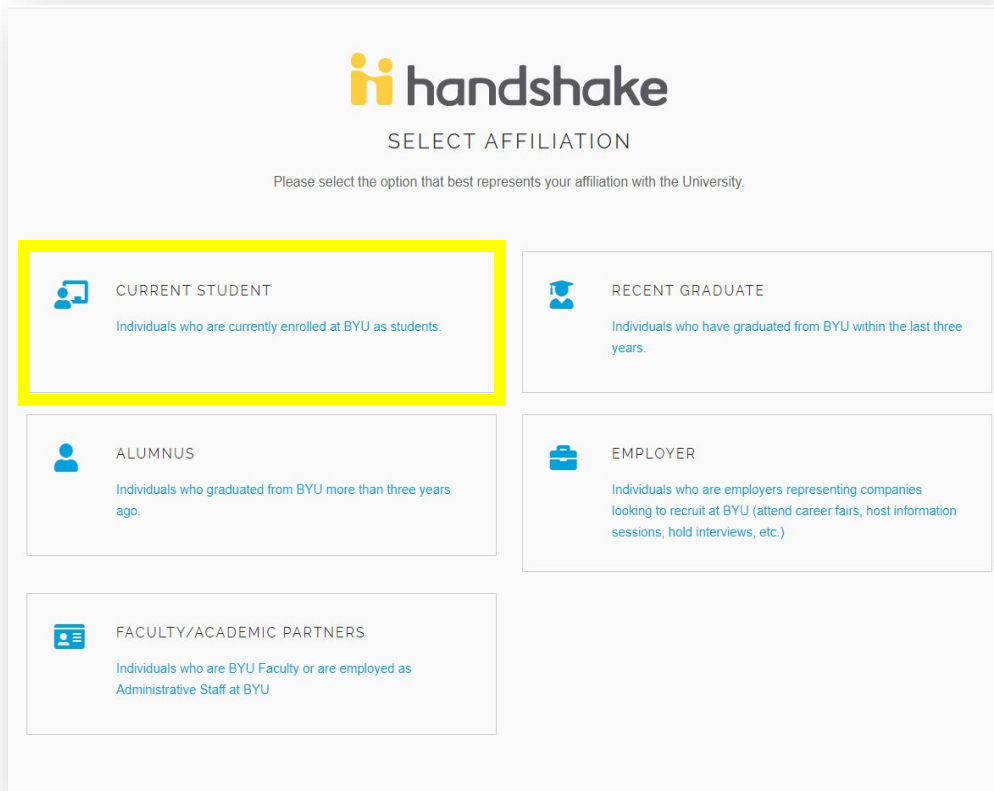


# Maximizing Digital Student Engagement on BYU Handshake

1

You will need a Handshake account.  
To create an account, go to [handshake.byu.edu](https://handshake.byu.edu).

The image shows the 'SELECT AFFILIATION' screen on the Handshake website. At the top is the Handshake logo and the text 'SELECT AFFILIATION'. Below this is a prompt: 'Please select the option that best represents your affiliation with the University.' There are five selection boxes arranged in a grid. The first box, 'CURRENT STUDENT', is highlighted with a yellow border. It contains a person icon and the text 'CURRENT STUDENT' and 'Individuals who are currently enrolled at BYU as students.' The other boxes are: 'RECENT GRADUATE' (graduation cap icon, 'Individuals who have graduated from BYU within the last three years.'), 'ALUMNUS' (person icon, 'Individuals who graduated from BYU more than three years ago.'), 'EMPLOYER' (briefcase icon, 'Individuals who are employers representing companies looking to recruit at BYU (attend career fairs, host information sessions, hold interviews, etc.)'), and 'FACULTY/ACADEMIC PARTNERS' (group of people icon, 'Individuals who are BYU Faculty or are employed as Administrative Staff at BYU').

Select CURRENT STUDENT.

Complete DUO sign-in.

Follow the prompts to complete your profile.

If you add your resume, it will auto complete some information.

You can also filter your searches based on your area of interest.

If you already have a Handshake account, but not a completed profile, please use these tips to help you.

- Add your job interests to your profile.
  - 80% of students who share their interests receive a message from a recruiter!
  - Handshake will send you job recommendations.

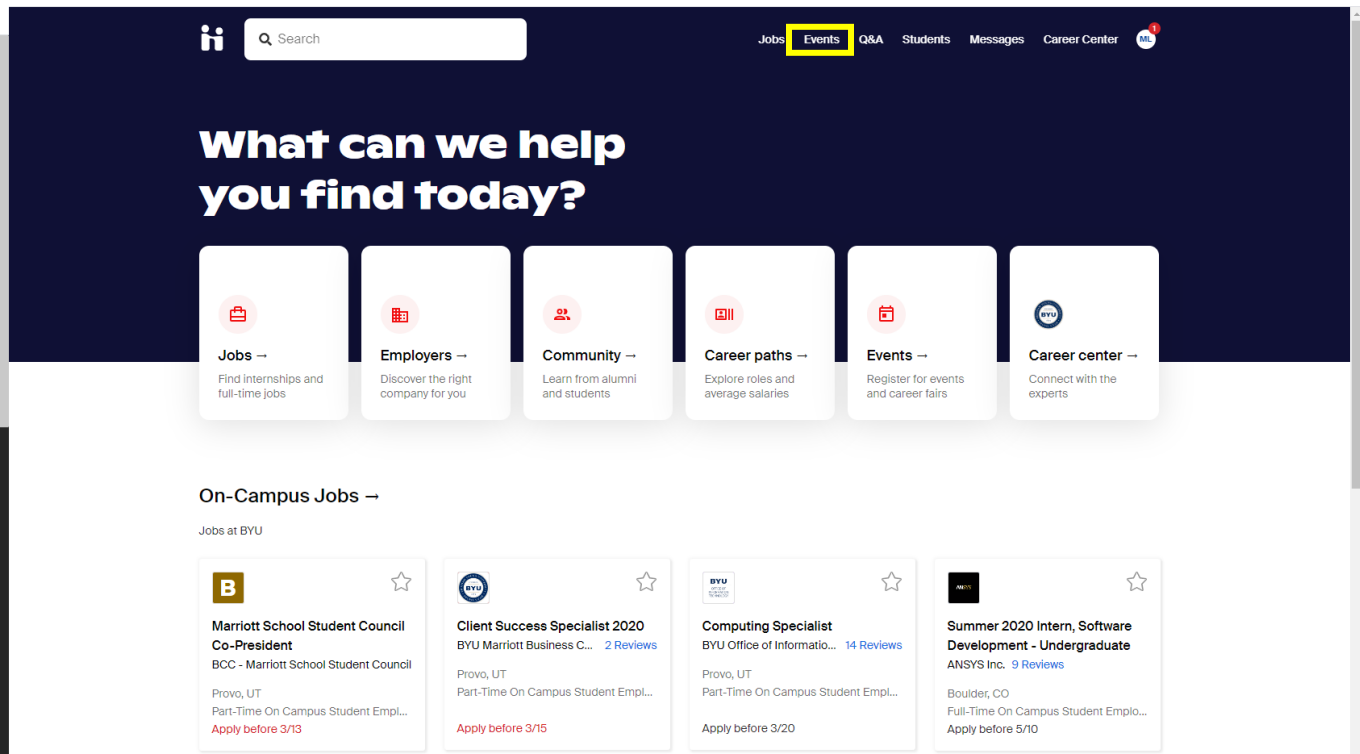
‘Your Interests’ section of your Handshake profile includes:

- Job Type
- Location: Choose cities that you’d like to live and work in.
- Job Role: Select at least 3 job roles that interest you.

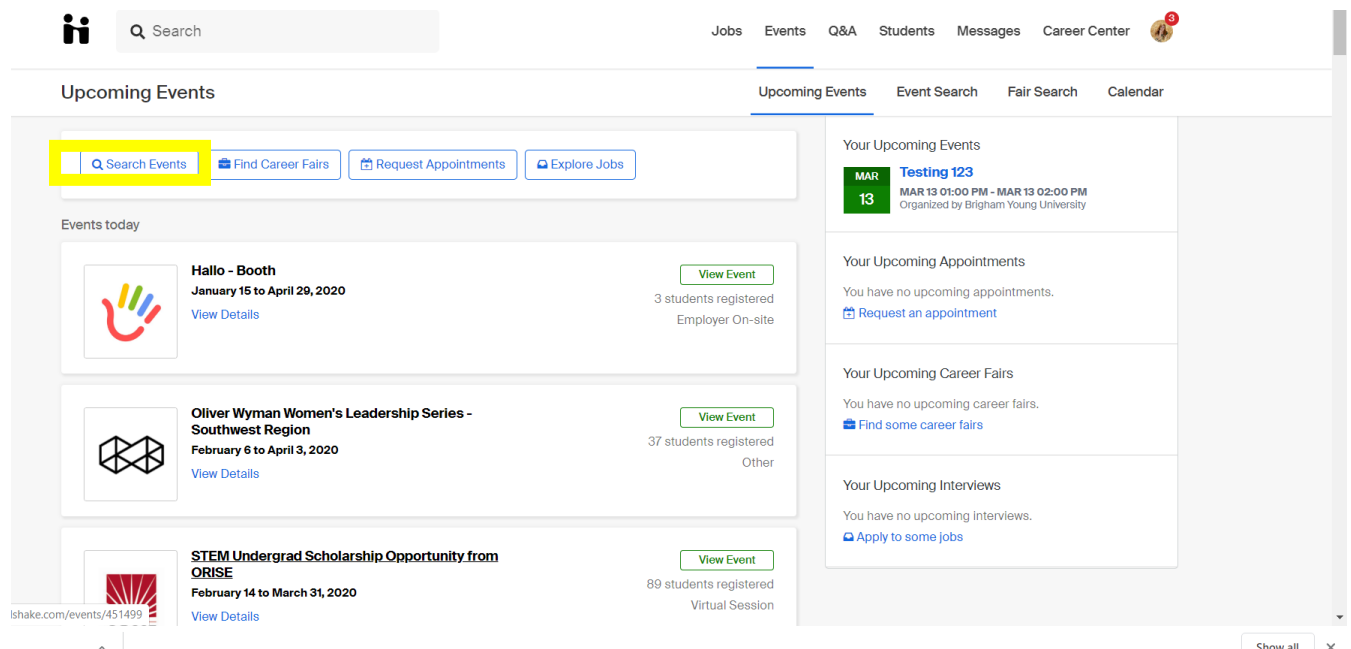
# 2

## Attend Virtual Information Sessions

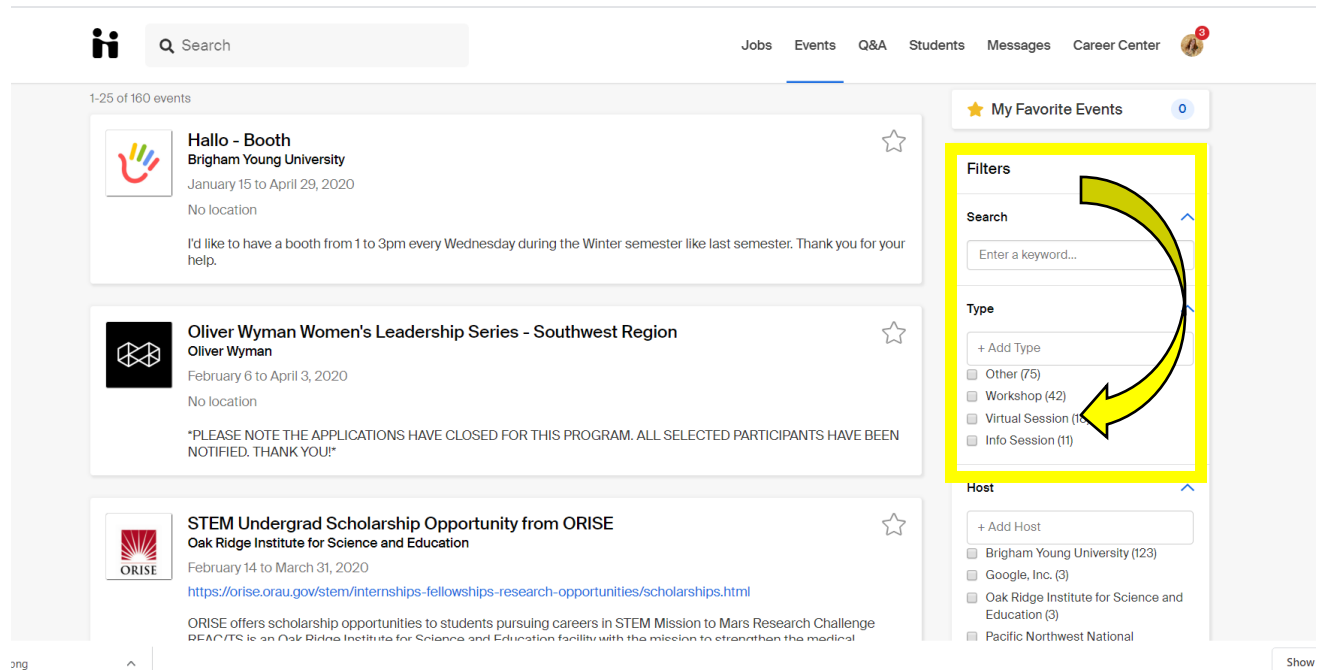
1. Click on **Events** from the top options.



2. Click on **Search Events**.



3. Go to **Filters** on the right-hand side.



The screenshot shows a LinkedIn Events page. The main content area lists three events:

- Hallo - Booth** by Brigham Young University, January 15 to April 29, 2020. Description: "I'd like to have a booth from 1 to 3pm every Wednesday during the Winter semester like last semester. Thank you for your help."
- Oliver Wyman Women's Leadership Series - Southwest Region** by Oliver Wyman, February 6 to April 3, 2020. Description: "\*PLEASE NOTE THE APPLICATIONS HAVE CLOSED FOR THIS PROGRAM. ALL SELECTED PARTICIPANTS HAVE BEEN NOTIFIED. THANK YOU!"
- STEM Undergrad Scholarship Opportunity from ORISE** by Oak Ridge Institute for Science and Education, February 14 to March 31, 2020. Description: "ORISE offers scholarship opportunities to students pursuing careers in STEM Mission to Mars Research Challenge. ORISE is an Oak Ridge Institute for Science and Education facility with the mission to strengthen the national..."

The right-hand sidebar contains a 'Filters' section, which is highlighted with a yellow box. The 'Filters' section includes:

- Search**: A text input field with the placeholder 'Enter a keyword...'.
- Type**: A dropdown menu with '+ Add Type' and a list of event types: Other (75), Workshop (42), Virtual Session (11), and Info Session (11).
- Host**: A dropdown menu with '+ Add Host' and a list of hosts: Brigham Young University (123), Google, Inc. (3), Oak Ridge Institute for Science and Education (3), and Pacific Northwest National.

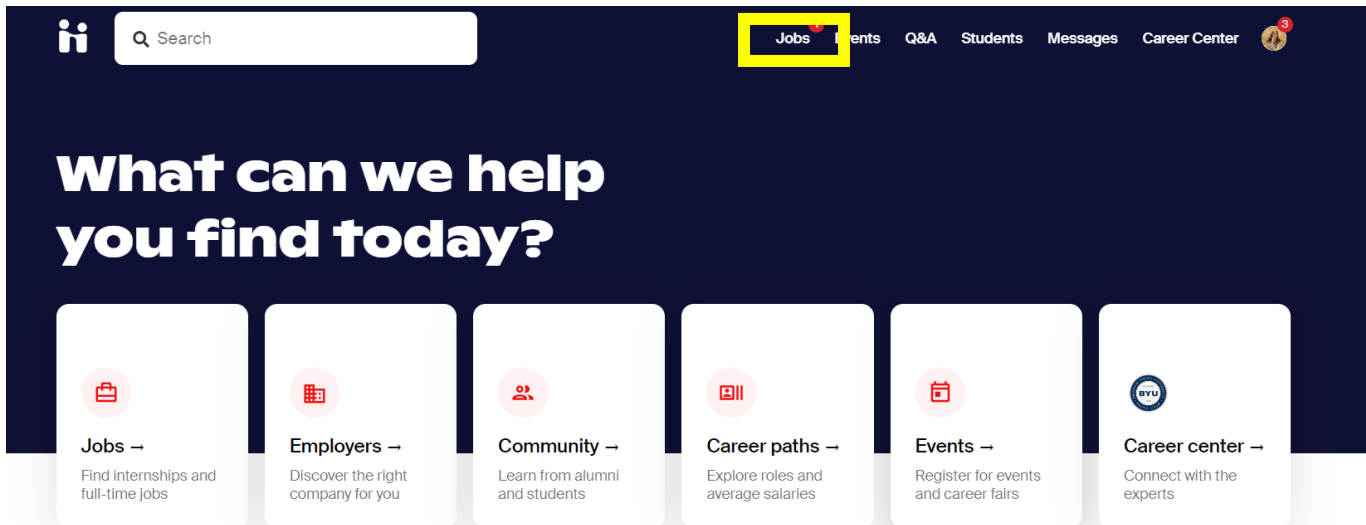
A yellow arrow points from the top of the 'Filters' sidebar to the 'Virtual Session' filter option.

4. Then see all possible Virtual Information Sessions.

# 3

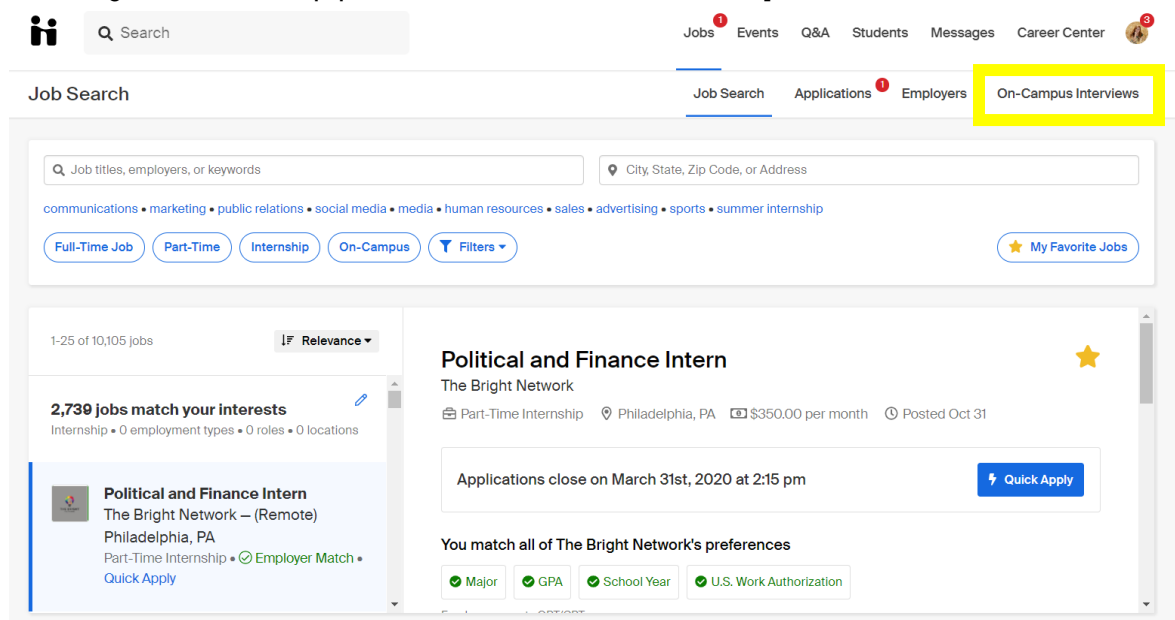
## Schedule a Virtual Interview

1. First, apply for the job you are wanting.
2. Then open **Jobs** tab.



Jobs You've Favorited →

3. After you have applied, click on **On-Campus Interviews**.



4. Search for the job you applied for in the **Filters** search bar on the left-hand side.



Jobs <sup>1</sup> Events Q&A Students Messages Career Center <sup>3</sup>

## On-Campus Interviews

Job Search Applications <sup>1</sup> Employers On-Campus Interviews

### ★ My Favorite Interviews 0

Saved Searches +

#### Filters

CLEAR

#### Industry

- ☐ Higher Education (14)
  - ☐ Accounting (7)
  - ☐ Internet & Software (2)
  - ☐ Investment Banking (2)
- [View all](#)

#### Employer

- ☐ BYU Marriott Business Career Center (7)
- ☐ Brigham Young University-University Career Services (6)
- ☐ KPMG LLP (2)
- ☐ The Church of Jesus Christ of Latter-day Saints



### Nortek Security & Control - Nortek Security and Control Internship Interviews



🕒 Interview Dates: Mar 12  
🏢 Electronic & Computer Hardware

⚠️ Apply Deadline: Mar 3, 2020



### United States Army Recruiting Station - Provo, Utah - Army Application Interview



🕒 Interview Dates: Mar 12  
🏢 Government - Local, State & Federal

⚠️ Apply Deadline: Mar 10, 2020



### Brigham Young University-University Career Services - Phone Interview: Chasen Hawkins 11:30-1:00



🕒 Interview Dates: Mar 12  
🏢 Higher Education

⚠️ Apply Deadline: Mar 10, 2020



### Sodexo - Winter Interviews



5. Click on the job. Reserve your time slot for your interview. Make sure you have attached your resume.



Jobs <sup>1</sup> Events Q&A Students Messages Career Center <sup>3</sup>

## Virtual Interview

**BYU**

CAREER SERVICES

#### EMPLOYER

Brigham Young University-University Career Services

#### NAME

Brigham Young University-University Career Services - Virtual Interview

#### INTERVIEW SCHEDULE TYPE

Open

#### Timeline

#### CURRENT STATUS

In Application Period: 2 days remaining

#### APPLY START

Saturday, February 15th 2020 12:00 am

Primary

### Interview with Brigham Young University-University Career Services - Virtual Interview for job Test Test

Submitted 15 minutes ago

This application was selected to interview with Brigham Young University-University Career Services.

You submitted this application with the following documents: coverletteracanela, NiquelleLewisResume.pdf

You qualify for this interview schedule and can take a slot.

Please call me to set up a time slot for your interview.

March 16th 2020

Group By: None

Time	Jobs	Student	Interviewer	Room	Action
8:00 am - 8:30 am	Any	Not Assigned	Not Assigned	University Career Services WSC 2400 (Room 1)	Take Slot
8:30 am - 9:00 am	Any	Not Assigned	Not Assigned	University Career Services WSC 2400 (Room 1)	Take Slot
9:00 am - 9:30 am	Any	Not Assigned	Not Assigned	University Career Services WSC 2400 (Room 1)	Take Slot

Choose all

# 4

Learn from your peers.

## 1. Explore Student Q&As

The screenshot shows the Handshake 'Explore Questions and Answers' page. At the top, there's a navigation bar with links for Jobs, Events, Q&A, Students, Messages, and Career Center. The 'Explore Questions and Answers' link is highlighted in a yellow box. Below the navigation bar, there's a search bar with the placeholder text 'e.g. interview, advice, career fair, Disney, internship'. The main content area displays two questions. The first question is 'How do I get a marketing internship at Google or a top PR firm?' with tags for 'advertising, pr & marketing', 'google', 'ogilvy & mather', and 'marketing analytics'. It has 3 answers. The second question is 'Tips for figuring out what to do with a marketing/communications degree?' with tags for 'advertising, pr & marketing', 'communication', 'marketing', and 'college major'. It has 11 answers. On the right side, there's a 'Privacy Reminder' section and a 'Browse Trending Topics' section with various tags like 'reporter', 'communication', 'data analyst', 'career progression', 'healthcare', 'sports', 'company mission', 'college major', 'law enforcement', 'recruiting', 'volunteer', 'community outreach', 'instructor', 'entertainment', 'lifeguard', 'peace corps', 'youth', 'assistant coach', and 'researcher'.

See questions and answers from other students. You can filter topics and see answers to specific questions. Click **My Questions** to ask your own questions.

## 2. View Employers and Job Reviews

LinkedIn interface showing the 'Employers' tab selected. The page displays a list of employers with filters on the left. The employers listed are:

- Enterprise Products** (2 Reviews): 1100 Louisiana St, Houston, TX 77002, USA. Oil & Gas. 5,000 - 10,000 employees.
- DIRECTV** (3 Reviews): No location. Movies, TV, Music. No employer size.
- HollyFrontier Corporation** (1 Review): No location. No employer size.

Search or click on an employer from the list. Once you click on an employer, you can see reviews and interviews for that employer.

LinkedIn profile page for **BYU Experiential Learning**. The 'Reviews' and 'Interviews' tabs are highlighted. The page includes the following information:

- Overview:** Reviews (0), Interviews (0).
- About BYU Experiential Learning:** The purposes of experiential learning at BYU are to develop disciplinary skills and practice, foster broad, boundary-crossing professional competencies, inspire greater learning, and imbue habits of lifelong learning in our students. These purposes are most successfully achieved through a process of intention, integration, and reflection. Our office also facilitates the domestic internship process for all the different internship programs on campus through the Internship Registration Management System (IRAMS).
- Contact Information:** Website: <https://experience.byu.edu/>, Phone: 801-422-3337, Email: [experience@byu.edu](mailto:experience@byu.edu).

### 3. Send a Message.

- Click on an employer you are interested in.
- Scroll down to bottom of their page to see 'Students Who've Worked Here'.
- You can 'Message' these students or alumni.

5

Follow Employers you are interested in!

1. Search for Employers you are interested in.
2. Select the 'Follow' button on upper right corner.
3. You will be alerted when the Employers you follow post online events.

**BYU Experiential Learning**  
Provo, Utah, United States of America  
Private  
Higher Education  
25,000+ employees

**About BYU Experiential Learning**

The purposes of experiential learning at BYU are to develop disciplinary skills and practice, foster broad, boundary-crossing professional competencies, inspire greater learning, and imbue habits of lifelong learning in our students. These purposes are most successfully achieved through a process of intention, integration, and reflection.

Our office also facilitates the domestic internship process for all the different internship programs on campus through the Internship Registration Management System (IRAMS).

**Contact Information**

Website  
<https://experience.byu.edu/>

Phone  
801-422-3337

Email  
[experience@byu.edu](mailto:experience@byu.edu)